

**MODEL:** U1-AGM  
**DIMENSIONS:** inches (mm)  
**BATTERY:** VRLA AGM  
**COLOR:** Maroon (case/cover)  
**MATERIAL:** Polypropylene



## PRODUCT SPECIFICATION

BCI GROUP SIZE	TYPE	CAPACITY <sup>A</sup> Minutes @25 Amps	CRANKING Performance		CAPACITY <sup>B</sup> Amp-Hours (AH)			ENERGY (kWh) 100-Hr Rate	TERMINAL Type	DIMENSIONS <sup>C</sup> Inches (mm)			WEIGHT lbs. (kg)
			C.C.A. <sup>D</sup> @0°F	C.A. <sup>E</sup> @32°F	5-Hr Rate	20-Hr Rate	100-Hr Rate			Length	Width	Height <sup>F</sup>	
<b>12 VOLT DEEP CYCLE AGM BATTERY</b>													
U1	U1-AGM	42	240	306	29	33	34	0.408	13	8-3/16 (207)	5-3/16 (131.9)	6-13/16 (172.7)	27 (12)

- A. The number of minutes a battery can deliver when discharged at a constant rate at 80°F (27°C) and maintain a voltage above 1.75 V/cell. Capacities are based on nominal performance.
- B. The amount of amp-hours (AH) a battery can deliver when discharged at a constant rate at 80°F (27°C) for the 20-Hour and 100-Hour rates and 86°F (30°C) for the 5-Hour rate and maintain a voltage above 1.75 V/cell. Capacities are based on nominal performance.
- C. Dimensions are based on nominal size. Dimensions may vary depending on type of handle or terminal.
- D. C.C.A. (Cold Cranking Amps) - the discharge load in amperes which a new, fully charged battery can maintain for 30 seconds at 0°F at a voltage above 1.2 V/cell.
- E. C.A. (Cranking Amps) - the discharge load in amperes which a new, fully charged battery can maintain for 30 seconds at 32°F at a voltage above 1.2 V/cell. This is sometimes referred to as marine cranking amps @ 32°F or M. C. A. @ 32°F.
- F. Dimensions taken from bottom of the battery to the highest point on the battery. Heights may vary depending on type of terminal. Trojan's battery testing procedures adhere to both BCI and IEC test standards.


## CHARGING INSTRUCTIONS

### CHARGER VOLTAGE SETTINGS (AT 77°F/25°C)

System Voltage	12V	24V	36V	48V
Daily Charge	14.1 – 14.7	28.2 – 29.4	42.3 – 44.1	56.4 – 58.8
Float	13.5	27	40.5	54

Do not install or charge batteries in a sealed or non-ventilated compartment. Constant under or overcharging will damage the battery and shorten its life as with any battery.

## TERMINAL CONFIGURATIONS

13	IT	Inserted Terminal
		Terminal Height Inches (mm) 4-3/16 (4.7)
		Torque Values in-lb (Nm) 30 (3 – 4) Bolt Size 10-32UNF*

\* For reference only.

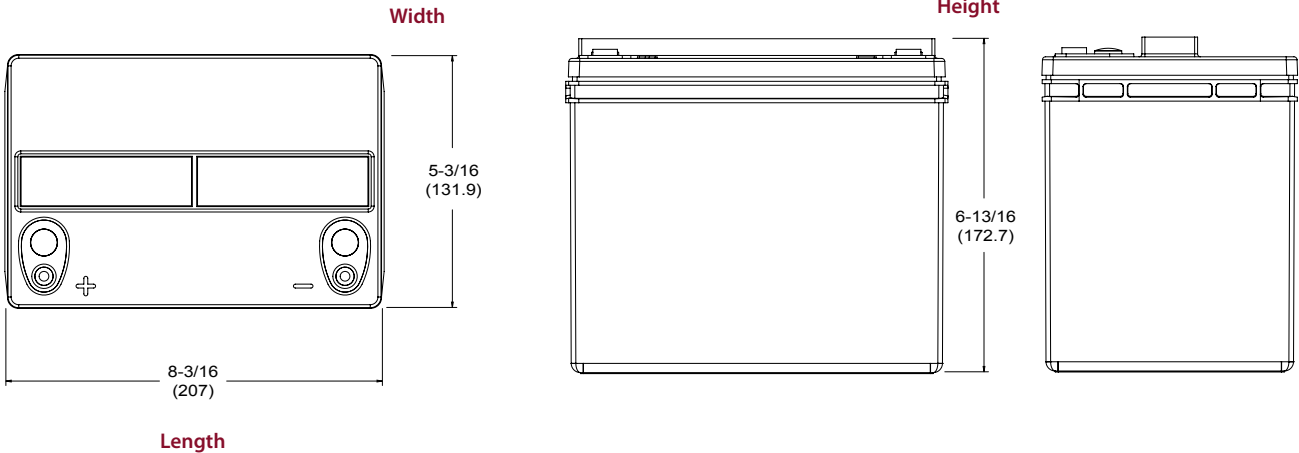
## CHARGING TEMPERATURE COMPENSATION

.028 VPC for every 10°F (5.55°C) above or below 77°F (25°C) (add .028 VPC for every 10°F (5.55°C) below 77°F and subtract .028 VPC for every 10°C above 77°F).

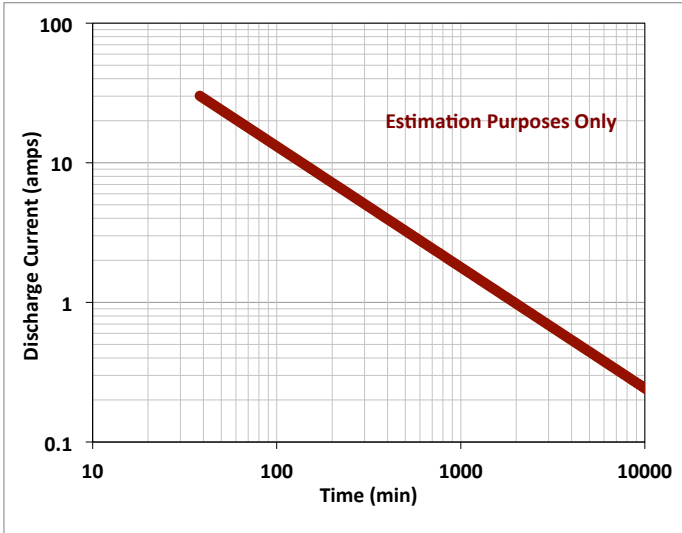
## OPERATIONAL DATA

Operating Temperature	Self Discharge
-4°F to 113°F (-20°C to +45°C). At temperatures below 32°F (0°C) maintain a state of charge greater than 60%.	Less than 3% per month depending on storage temperature conditions.

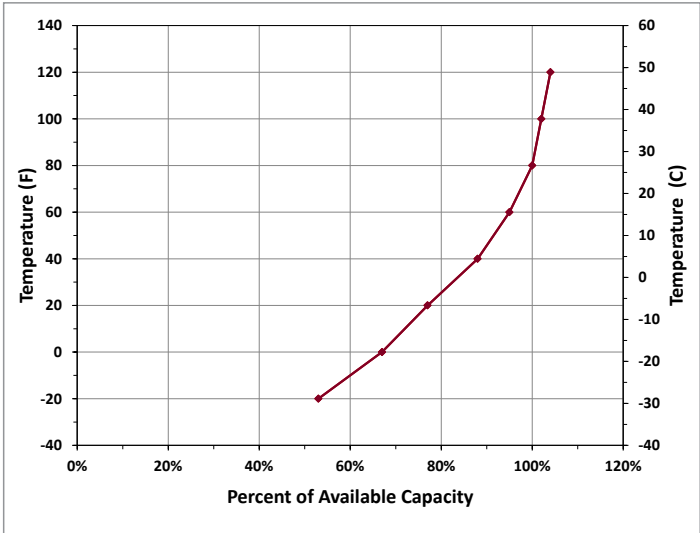
## BATTERY DIMENSIONS (shown with Inserted Terminal)



## TROJAN U1-AGM PERFORMANCE



## PERCENT CAPACITY VS. TEMPERATURE



1-800-967-6917

www.solardepot.com | www.dcpower-systems.com



Trojan batteries are available worldwide through Trojan's Master Distributor Network. We offer outstanding technical support, provided by full-time application engineers.

**For a Trojan Master Distributor near you, call 800.423.6569 or + 1.562.236.3000 or visit [www.trojanbattery.com](http://www.trojanbattery.com)**

12380 Clark Street, Santa Fe Springs, CA 90670 • USA